






Name: _____
 Date: _____

Strategy: 120 Game
 Worksheet: Subtraction

Remember to develop the **action before abstraction**. (Korbosky 2014).

The steps:

1. Throw the six sided dice.
2. Collect the number of craft sticks shown on the dice.
3. Draw the number of craft sticks you have.
4. Write using numbers how many craft sticks you have, subtract the drawing and written amounts for your answer.
5. Throw the dice again and see how you go! EASY!

Throws	Draw how many you have	Draw the number you collected this turn	Write the total number of craft sticks you have
FIRST	 <p>I rolled a 1 on my first turn!</p>		$120 - 1 = 119$ <p>Psst... Add together the craft sticks in your drawings and subtract from 120.</p> 
SECOND	 <p>I rolled a 6 on my 2nd turn!</p>		$119 - 6 = 113$

Throw #	Draw how many you have	Draw the number you collected this turn	Write the total number of craft sticks you have
FIRST	<i>Put 12 bundles of 10 craft sticks here</i>		
SECOND			
THIRD			
FOURTH			

Throw #	Draw how many you have	Draw the number you collected this turn	Write the total number of craft sticks you have
FIFTH			
SIXTH			
SEVENTH			
EIGHTH			
NINETH			
TENTH			
ELEVENTH			
TWELFTH			